

Canning Creations

Christmas Edition



Canning Arts Group

Like us on Facebook



Follow us on Instagram

ISSUE 71

December 2024

Canning Arts Group thanks the City of Canning for its continued support.



This bi-monthly newsletter is distributed to members of the Canning Arts Group, and a limited number of printed copies are available from the office at Canning Arts Centre between 9.30 and 1pm weekdays.

Contributions from members are welcome.

Committee Roundup

Well here we are, another year flown by. The Art Centre has been busy with Pottery and Art classes all full throughout the year, as well as childrens art, and pottery classes and the disabled classes. I would like to thank the many experienced and reliable teachers we have that help with the provision of these classes.

We also have Artsfun programs that are fun for the children to enjoy over the school holidays. During these the children create fun and special art pieces. There are also many other workshops that are organized for members.

One of our Artists John Guilfoyle has been running Paint and Sip nights on a Saturday night which are fun and enjoyable, there is great music while you dabble in paint and have

a laugh. They are good to do with a group of friends for a night out, there will be many scheduled for next year.

Jules and Mio have been busy organizing classes in the January break for members and the public to do. I would like to thank them both for all the work they do in the office, organizing classes, dealing with the members and keeping everything running smoothly, they are always so pleasant to everyone.

Also a special thank you to Rebecca for the work that she does for the pottery area throughout the year to keep everything running smoothly, and dealing with all the problems from the students and members.

We have added a few things to the pottery area like stools

and shelving to help with the many classes that are running for students work. We also now have a storage container which is situated down behind the shed, this will hopefully help with our storage problem.

I would like to thank the committee for their help, organizing sales, workshops, the Melbourne Cup lunch, Cagstock, Xmas sale, Xmas party and Gallery area, as well as all the work that they do throughout the year to help run the Art Centre.

We will be having our AGM in March and I hope to see many of our members coming and wanting to help out on the committee as some of our committee will be leaving. We are going to need members to help fill the gaps, we will also be needing a Treasurer and Secretary.

Please consider joining the committee to help keep the Art Centre running, so we can all enjoy it. We only have meetings once a month and we all help each other when running the special events. It is a good way of socializing and meeting other members.

I hope everyone has their art work ready for the Xmas sale, and their name is on the list to help, I hope to see you all at the Xmas party for a chat.

Merry Xmas to all our members, I hope you have a happy, relaxing Xmas. I will see you next year at the Art Centre.

Jill Archibald





Coordinators Corner

Hi Members,

Well, that's a wrap for 2024 at CAG!!

Our annual Christmas Sale of Works and Showcase Exhibition are currently on and run until Sunday 15th of December, and then we are closed for the year. The office will reopen from Monday the 6th of January 2025.

What a great year it has been, with some changes in the office during this time. Both Mio and Juls joined CAG, and we said goodbye to Fran and Katie. Although there have been some hiccups along the way, it has been a pretty good year all around.

Instead of Artsfun for the kids, over the summer holidays we are trialling some "Summer Workshops" for adults. These will go live on our website from Wednesday 11th December. We have some pottery, painting, pastel, sewing/scarf making and glass workshops. So, check them out and book in for something a little different.

Some things to note:

- For access to the centre during the holidays, full members need to arrange a key through our key holders:

Trish Ray – 0434 556 453, Chris Taylor – 0427 571 513, or Jill Archibald – 0407 995 649.

- All Hobby days will resume from the week commencing 6th of January 2025.
- Just a reminder to re-enrol in your classes for Term 1, as general enrolments will open at 12 noon on January 20th, 2025, and also to renew your CAG membership for 2025.

Please also consider joining the committee in 2025. Without our committee the Canning Arts Group cannot exist. We are looking for a new Treasurer for 2025, so if you have experience in this area, the Committee would love to hear from you.

We would like to take this opportunity to wish all those who celebrate, a very Merry Christmas. Take care over the holiday season and we hope to see you all in 2025!

Juls & Mio

HOBBY DAYS

Painters

Tuesday 12.30pm – 3.30pm

Friday 9.30am – 12 midday

Potters

Tuesday 9.30am – 3.30pm

Glassies

Thursday 9.30am – 3.30pm



Dates For Your Diary



2025 CAG Calendar

Wednesday 1 January	News Years Day
Monday 6 January	Office Opens
Monday 27 January	Australia Day Holiday
Monday 10 February – Saturday 5 April	Term 1
Monday 3 March	Labour Day
Tuesday 4 March – Date to be confirmed	Annual General Meeting
Friday 18 April	Good Friday
Monday 21 April	Easter Monday
Tuesday 14 April – Thursday 24 April	April Artsfun
Thursday 25 April	ANZAC Day
Monday 5 May – Saturday 28 June	Term 2
Monday 2 June	WA Day
Monday 7 July – Friday 18 July	July Artsfun
Monday 28 July – Saturday 20 September	Term 3
Dates to be confirmed	Canning Art Awards
Monday 29 September	King's Birthday
Tuesday 30 September – Friday 10 October	October Artsfun
Sat 11 – Sun 12 October – dates to be confirmed	CAGSTOCK!
Monday 13 October – Saturday 6 December	Term 4
Monday 8 – Tuesday 9 December	Centre Clean
Wednesday 10 – Sunday 21 December	Xmas Sale

Paint & Sip

Book now for the next event

January 25, 7-9pm





**SAT
25
JAN**

PAINT & SIP NIGHT

MUSIC & ENTERTAINMENT



LUCKY 2025

Join us for an evening of creativity as you bring a blank canvas to life with bright colours to paint your very own Lucky black cat.

No experience needed as our friendly host will guide you every step whilst you relax with a tippie in hand.

All equipment supplied,
limited spaces

Book today via the website
See you there!

TIME

7.00 - 9.00

LOCATION

72 Riley Road
Riverton wa 6184

office@canningartswa.org.au

0484 554 977

BYO
WINE & BEER

BOOK NOW

\$55
PER PERSON

Soroptomist Christmas Quiz



Instructions:

Each equation below contains the initials of words that will make the phrase correct. Enter the missing words, eg: 60 = M in an H = 60 minutes in an hour

(Answers at end of newsletter, Jill Archibald)

- 1 26 = L of the A.....
- 2. 54 = C in a D with the J.....
- 3. 7 = W of the W.....
- 4. 12 = S of the Z.....
- 5. 18 = H on a G, C.....
- 6. 3 = B M (S H T R).....
- 7. 4 = Q in a G.....
- 8. 1 = W on a U.....
- 9. 57 = H V.....
- 10. 64 = S on a C B.....
- 11. 80 = D to G A the W.....
- 12. 101 = D.....
- 13. 32 = D F at which W F.....
- 14. 90 = D in a R A.....
- 15. 24 = H in a D.....
- 16. 29 = D in F in a L Y.....
- 17. 40 = D and N of the G F.....
- 18. 360 = D in a C.....
- 19. 12 = S on a 50 CC.....
- 20. 6 = S on the A F.....

Social Notes

CAG Stock



Melbourne Cup



Christmas Party

Our Christmas party was well attended with around 77 people enjoying the roast dinner supplied by True Blue Spit Roasts, followed by a selection of cakes for desert.

A special thanks to those who helped setting up in the hot sticky conditions and those who stayed to help with the clean up afterwards, and not forgetting our resident DJ John Guilfoyle who had the dance floor rocking after dinner, great music John.

Finally thank you to all those who have helped with the various rosters during the annual clean and setup, the committee work hard to stage various functions/sales/exhibitions throughout the year, but they do need the help of members, and it was great to see so many helping out. Wishing you all a Very Merry Christmas.





Transformation of our Art Centre into a Gift Shop and Exhibition




Travel Tales

A place to share your travels and Public Art you have seen

A recent trip to India included a walk around tour of the Lodhi Art District in Delhi. This is a fascinating place, opened in 2015 in New Delhi, where over 50 street artists from around the world have been invited to create murals on the houses in the Lodhi Colony, the last British built housing estate in Delhi. These photos are just a few of the simply amazing works painted. Walking around these streets, discovering a different piece of art around every corner was one of the many highlights of my trip, that also including a visit to the Taj Mahal and a tiger safari.

Debbie Brown





Sue Clark

When we were in Brisbane, we sent to see the Queensland Portraiture Exhibition at the State Library. These are some of my favourites.





A Painter learning to be a Potter





HAPPY BIRTHDAY!



Hello from Albany

Hello to everyone at the pottery hall. I am a member of the Albany Pottery Group and am really enjoying meeting fellow potters. There are no classes at our centre so a number of new members have been seeking guidance. Well, I can't help myself and am enjoying helping people get started on their clay journey! Thank you to all my tutors and mentors who have so generously given skills that I can pass on. Anyone coming to Albany please get touch.

Best wishes to everyone for a wonderful Christmas and all the best for 2025

Rosy Kerr



DOT

25 January 1945 - 18 November 2024

Dot and her husband Dave lived at Byford. When Dot gave up driving a few years ago her husband would bring her to Art and collect her again at lunch time. We got to know Dave very well over the years and they both came on some of our art painting trips.

Last year when Dave came to collect Dot he fell outside the art room. He was taken to hospital by ambulance and it was later discovered that he was suffering from Motor Neurone Disease. A few months ago his condition worsened and he went into a nursing home.

Dot had problems of her own and could no longer come to art and went into the same nursing home.

A couple of weeks ago Dave passed away and five members of the Friday group went to his funeral .

Sadly Dot was unable to attend as she was seriously ill in hospital herself.

Now she too has passed away and our small group of friends are hoping to go to her funeral next Friday 29 th November.

Dot was a beautiful lady and a very talented watercolour artist. She was quietly spoken and a well thought of member of our group. She has been missed and will continue to be so.

Margaret Colyer



Whats on your

Easel/Wheel/Table




Gale Page

Janette Pryor WIP



Lynn Owen



Trish Nagle



Jeff Armstrong



Irene Perry WIP

One of my WIP, watercolour background - fine art pen detail - on 600 gsm paper.



Chris Taylor WIP



Sue Clark

I have finally finished this one which is from our Cape to Cape walk last year.



Karen Ball WIP



Val Osman WIP



Debbie Brown



Sue Clark

I've been busy making outfits for all the babies who are due to arrive soon.

I knitted these booties for our daughter-in-law's baby shower. I've never made booties before so it was a bit challenging, but I managed to get the pattern right.



Glassies



Glass firings, ready for Christmas Sale

Potters Page

Bernard Kerr Workshop

A mixture of club members and other artists spent an informative and highly productive weekend at a course with Bernard Kerr. The first day was devoted to form and construction. Bernard demonstrated his considerable skills on the wheel, showing how to create elegant bases and curves for a large vase. He then demonstrated how we could make a similar base on the wheel or as a pinch pot and build it taller using coils. For most participants, this was the largest vessel they had ever made. The strength depended a lot on paddling and ensuring lower sections were at a suitable level of drying.

He demonstrated multiple methods of decorating the vase using slip, paper masks and sgraffito



techniques in complex layers. On the second day we got to make our own slips and apply them to decorate what we had made. Everyone left feeling inspired by the wealth of new skills they'd gained and the beautiful results they'd achieved.

Glenys Lightbody








Whats on Your Bookshelf



The Covenant of Water

by Abraham Verghese



Spanning the years 1900 to 1977, *The Covenant of Water* is set in Kerala, on India's Malabar Coast, and follows three generations of a family that suffers a peculiar affliction: in every generation, at least one person dies by drowning—and

in Kerala, water is everywhere. At the turn of the century, a twelve-year-old girl from Kerala's Christian community, grieving the death of her father, is sent by boat to her wedding, where she will meet her forty-year-old husband for the first time. From this unforgettable new beginning, the young girl—and future matriarch, Big Ammachi—will witness unthinkable changes over the span of her extraordinary life, full of joy and triumph as well as hardship and loss, her faith and love the only constants.

A shimmering evocation of a bygone India and of the passage of time itself, *The Covenant of Water* is a hymn to progress in medicine and to human understanding, and a humbling testament to the hardships undergone by past generations for the sake of those alive today. Imbued with humor, deep emotion, and the essence of life, it is one of the most masterful literary novels published in recent years. (Goodreads)

Chris Taylor

The Seven Skins of Esther Wilding

by Holly Ringland



The last time Esther Wilding's beloved older sister Aura was seen, she was walking along the shore towards the sea. In the wake of Aura's disappearance, Esther's family struggles to live with their loss. To seek the truth about her sister's death, Esther reluctantly travels from lutru-

wita, Tasmania to Copenhagen, and then to the Faroe Islands, following the trail of the stories Aura left behind: seven fairy tales about selkies, swans and women, alongside cryptic verses Aura wrote and had secretly tattooed on her body.


The Seven Skins of Esther Wilding is a sweeping, deeply beautiful and profoundly moving novel about the far-reaches of sisterly love, the power of wearing your heart on your skin, and the ways life can transform when we find the courage to feel the fullness of both grief and joy. (Goodreads)

This book is beautifully written. I have read 'The Lost Flowers of Alice Hart' and this one is just as good.

Sue Clark

By Any Other Name

by Jodi Picoult



Young playwright Melina Green has just written a new work inspired by the life of her Elizabethan ancestor Emilia Bassano. But seeing it performed is unlikely, in a theater world where the playing field isn't level for women. As Melina wonders if she dares risk failure again, her best friend

takes the decision out of her hands and submits the play to a festival under a male pseudonym.

In 1581, young Emilia Bassano is a ward of English aristocrats. Her lessons on languages, history, and writing have endowed her with a sharp wit and a gift for storytelling, but like most women of her day, she is allowed no voice of her own. Forced to become a mistress to the Lord Chamberlain, who oversees all theatre productions in England, Emilia sees firsthand how the words of playwrights can move an audience. She begins to form a plan to secretly bring a play of her own to the stage—by paying an actor named William Shakespeare to front her work.


Told in intertwining timelines, *By Any Other Name*, a sweeping tale of ambition, courage, and desire centers two women who are determined to create something beautiful despite the prejudices they face. Should a writer do whatever it takes to see her story live on . . . no matter the cost? This remarkable novel, rooted in primary historical sources, ensures the name Emilia Bassano will no longer be forgotten. (Goodreads)

This book makes you question history and everything that you assume is true. As always, Jodie Picoult has thoroughly researched this story and it is well written.

Sue Clark

The Good Fight

by Harry Garside



In *The Good Fight*, Harry Garside, Australia's ballet dancing boxing star, offers a raw and unfiltered account of his journey through sport, unexpected challenges and personal growth. Harry opens up about his remarkable journey with wit

and wisdom, and offers a refreshing perspective on masculinity, sharing his struggles, triumphs, and moments of profound self-discovery.

'Uh oh, here's another celebrity wanker with a self-help book telling everyone how to live their lives. Don't worry. It's not. I can't think of anything worse to read, let alone write, so I won't subject you to that kind of book. That's not what this is and it's certainly not what anyone needs right now.'

Having won both gold and bronze medals at the Commonwealth and Tokyo Olympic games respectively and playing a starring role at the 2024 Olympics, Harry is one of Australia's stand out boxing talents. But this isn't your stock-standard sporting memoir.


Through personal anecdotes and some touches of his own heartfelt poetry, Garside invites readers to see beyond the stereotypes, offering a nuanced exploration of identity, resilience, failing forward and the pursuit of authenticity. An inspiring and thought-provoking read, *The Good Fight* is a testament to the power of vulnerability and the beauty of embracing one's true self (Goodreads)

I saw Harry's interviews on TV when he was at the Olympics and he seemed like a very down to earth person. This book gives a view into his life and his dedication to his sport, boxing. A great read.

Sue Clark

No Trace

by Michael Trant



Did you have to kill them all?’

It’s the question Gabe Ahern has been running from since he bust open a major criminal operation – and left a dozen men dead. He knows that one day the ‘bad guys’ will come for revenge.

A skilled dog-trapper, Gabe has one leave no sign, leave no trace. And for the last year he’s been successfully hiding out on a friend’s remote cattle property in the Pilbara.

But when Goldmont Station opens its gates to a bunch of city folk eager for an authentic outback experience, Gabe can feel eyes on his back. Are all these visitors really tourists?

In the space of 24 hours, the station’s helicopter falls from the sky . . . the phones and internet go down . . . and one of the guests turns up dead . . .

With major flooding suddenly cutting off all exit roads, Gabe fears he’s as trapped as the dogs he hunts. And that his bloody past has finally caught up with him. (Goodreads)

I saw Michael Trant at the recent Festival of Fiction and, although this is not the type of book I would normally read, I decided to try it out. It certainly didn’t disappoint. It is action packed and I can imagine this being made into a movie at some stage.

Sue Clark

What happened to Nina

by Dervla McTiernan



Nina and Simon are the perfect couple. Young, fun and deeply in love. Until they leave for a weekend at his family’s cabin in Vermont, and only Simon comes home.

WHAT HAPPENED TO NINA?

Nobody knows. Simon’s explanation about what happened in their last hours together doesn’t add up. Nina’s parents push the police for answers, and Simon’s parents rush to protect him. They hire expensive lawyers and a PR firm that quickly ramps up a vicious, nothing-is-off-limits media campaign.

HOW FAR WILL HIS FAMILY GO TO KEEP HIM SAFE?

Soon, facts are lost in a swirl of accusation and counter-accusation. Everyone chooses a side, and the story goes viral, fueled by armchair investigators and wild conspiracy theories and illustrated with pretty pictures taken from Nina’s social media accounts. Journalists descend on their small Vermont town, followed by a few obsessive “fans.”

HOW FAR WILL HER FAMILY GO TO GET TO THE TRUTH?

Nina’s family is under siege, but they never lose sight of the only thing that really matters—finding their daughter. Out-gunned by Simon’s wealthy, powerful family, Nina’s parents recognize that if playing by the rules won’t get them anywhere, it’s time to break them. his remarkable journey with wit and wisdom, and offers a refreshing perspective on masculinity, sharing his struggles, triumphs, and moments of profound self-discovery.

(Goodreads)

Dervla was another writer who I saw at the Festival of Fiction. This story was a gripping one that had me asking ‘what happens next?’ the whole way through. Highly recommend.

Sue Clark



Recipe Corner

Yes cooking IS an art form

This is a place to share your favourite recipes

Spicy Beetroot Patties

Ingredients

- 2 medium beetroot, lightly roasted, peeled, grated
- 1 raw carrot grated
- ½ onion chopped
- 2 spring onions thinly sliced
- 1 cup breadcrumbs
- 1 tbsp each of cumin, turmeric and coriander (curry leaf is also good)
- 100g crumbled feta
- ½ cup cheddar
- 1 cup greens (beetroot tops if possible)
- 4 eggs

Method

- Mix all ingredients in a large bowl
- Season well
- Use fork to check that patties will form up
- Add breadcrumbs or egg if required
- Use large egg ring and press mixture in with fork to form patties
- Place on lined baking tray
- Bake at 180° for 30 minutes (or fry if preferred)

Chris Taylor

Bobotie

Ingredients

- 500gm mince
- 1 onion
- 1 thin slice of bread
- 1 tblsp curry powder
- 1 tblsp lemon juice
- 1 tblsp sugar
- 1 cup milk
- 2 eggs
- Salt and pepper

Method

Soak bread in milk for 15 minutes then strain, mash bread, add to mince.

Add grated onion.

Mix curry, sugar, lemon juice and seasoning and add to meat.

Make a custard by mixing the beaten eggs with the milk.

Combine half this mixture with the meat.

Place the meat in a greased pie dish and cover with remainder of custard. Top with dabs of butter. Bake at 18c for 30 minutes.

Lesley Dowling

Chilli Bites

Ingredients

215 g chick pea flour
2 medium grated potatoes
1/4 tsp salt
1 tsp bicarb
1/4 cup flour
2 tsp curry powder to taste.

Method

Mix all ingredients together with enough water to make a thick smooth batter.

Drop a tsp full at a time into hot oil and fry until golden brown.

Lesley Dowling

Lemon Cheese cake

Ingredients

227 gms philadelphia cream cheese
227 gms caster sugar
1 lemon
2 x lemon jellies
3/4 large can of evaporated milk, chilled
1/2 packet digestive biscuits well crushed
113gms butter melted

Method

- Crush biscuits, mix with the melted butter and press firmly into base of deep tin
- Dissolve jelly in boiling water to create 473 mls
- Blend cheese and sugar
- Add juice and rind of the lemon

- Mix into jelly
- Whip evaporated milk until thick
- Add to cheese mixture and mix together
- Pour into biscuit base
- Refrigerate

Impossible Quiche

Quick-shake

4 eggs
1.5 cup of milk
Salt and pepper
Shake until mixed

Medium Mixing bowl

1 cup grated cheese
1 onion finely chopped
3 rasher bacon chopped
1/2 cup S/R flour

Method

- Mix ingredients in bowl than add your quick-shake and stir. Pour into 20cm quiche dish, bake at 200C for 40 mins
- Delightful served cold for a picnic or for lunch with a salad.

Trish Nagle

Rhubarb & Ginger Jam

Ingredients

1 kg pink rhubarb
1 kg jam sugar, or raw sugar
zest and juice of 1 lemon
50 crystallized ginger, finely chopped

- Stir the mixture thoroughly, cover loosely with cling film and leave for about 2 hours to allow the sugar to dissolve into the rhubarb juices. You may need to stir the mixture occasionally to encourage the process along.
- Pop a few saucers in the freezer. Scoop the fruit and all the juices into a preserving pan and set over a medium heat. Stir until the sugar has completely dissolved, and bring to boil. Continue to cook at a fairly swift pace until the rhubarb is really tender and the conserve has reached setting point- this should take about 10-15 mins.
- To test for a set, drop 1/2 tsp of the jam onto a cold saucer, leave it for 30 secs, then gently push it with the top of your finger. If the jam wrinkles, the setting point has been reached. If not, continue to cook for a few more minutes and test again.
- Remove the pan from the heat and leave to one side for 2-3 mins before pouring into sterilized jars. Seal immediately and label with date when cool.

To sterilise - wash well, rinse and dry, put into a 140 degree oven for 10 mins to sterilise.

Karen Ball

Dhal with crispy sweet potato & quick coconut chutney

Ingredients For sweet potatoes

2 sweet potatoes, skin on, washed and chopped into 1.5cm cubes

Sea salt and freshly ground black pepper

1 tsp cumin seeds

1/2 tsp fennel seeds

Olive oil

Dahl

2 cloves of garlic peeled and chopped

thumb sized piece of fresh ginger peeled and chopped

1 green chilli, finely chopped

1 red onion, roughly chopped

1 tsp cumin seeds

1 tsp ground turmeric

1 tsp ground cinnamon

200gm red lentils

1 x 400gm tin of coconut milk

400 mls vegetable stock

2 large handfuls of spinach

1 bunch of fresh coriander, roughly chopped, stalks and all

juice of one lemon

Chutney

50 gm unsweetened dessicated coconut

1 tsp black mustard seeds

10 curry leaves

a little vegetable or coconut oil

20gm piece of fresh ginger, grated

1 red chilli, finely chopped

Method

- Heat oven to 220C. For the chutney pour 150ml of boiling water over the coconut and leave to soak
- Put the sweet potatoes on a roasting tray and add a good pinch of salt and pepper, the cumin and fennel seeds and a drizzle of olive oil. Roast for 20-25 minutes until soft in middle and crispy brown on the outside
- For the dhal, sizzle the garlic, ginger, chilli and onion in a little oil in a large pan for about 10 minutes until soft and sweet. Grind the cumin and coriander seeds in a pestle and mortar then add to the pan with the other spices

and cook for a couple of minutes to toast and release the oils. Add the lentil, coconut milk and stock to the pan and bring to a simmer, then turn the heat down and bubble for 25-30 minutes.

- To make the chutney, drain the coconut and put it into a bowl. Fry the mustard seeds and curry leaves in oil until they begin to crackle, then pour the mixture over the coconut. Season with salt and pepper, then stir in the ginger and chilli and give it a good mix.
- To finish the dhal, take it off the heat, stir in the spinach and allow it to wilt a little, then add half the chopped coriander and the lemon juice. Pile into bowls and top with the crispy sweet potatoes, spoonfuls of the coconut chutney and the remaining coriander. I serve this with charred chapatis or roti. If you are really hungry you can have fluffed brown basmati rice too.

Debbie Brown

White Chocolate Coconut Truffles

Ingredients

- 200gm coconut biscuits
- 100gm blanched almonds
- 375 gm white chocolate melts, melted
- 1/4 C cream
- 100gm dark chocolate melts, melted
- 1 red glace cherry, chopped
- 1 green glace cherry, chopped

Method

- Crush biscuits and nuts in food processor, combine with 1/2 the white chocolate and cream, mix well.
- Roll teaspoonfuls of mixture into small balls, refrigerate until firm
- Drizzle remaining white chocolate over each truffle.
- Decorate with small pieces of red and green cherry.

Gale Page



Resources for Artists

Don't forget our Canning Arts Library situated in the metal cupboards in the painters hall and the bookcase just outside the pottery area. These are there for your use, simply put your name in the book provided if you would like to borrow one.

NB All the links below are live, so if you are reading this on a tablet or computer, just click on them and Acrobat will ask for permission to go there.

If anyone has other links they think may be of value to our members, email me and I will include next time.

Chris Goldberg

<http://www.artsource.net.au>

Established in 1986, Artsource is the peak membership body for visual artists in Western Australia. Their purpose is to engage with and support Western Australian visual artists with practical, affordable and relevant services.

<https://www.artistsnetwork.com>

Subscription based, live stream or purchase training videos, magazines, and books in all mediums

<http://www.wetcanvas.com>

The largest community for visual artists on the Internet!. It is comprised of artists of all levels, ranging from Sunday painters to artists who exhibit in some of the finest galleries in the world. Whether your interests lie in learning new techniques, experimenting with alternative or cross-over mediums, gaining critiques from fellow artists, or getting the scoop on exciting new industry products, WC has something for you, including a full online library of reference images.

<https://www.pmp-art.com>

Paint My Photo (PMP) is a social networking site dedicated to sharing photos for artistic inspiration without fear of infringing copyright, something we all need to be aware of if we intend selling our work.

<https://www.nma.art>

Subscription based. Learn from the world's top artists in a variety of styles and approaches, with a focus on foundation. Unlimited streaming courses means you can learn anywhere, anytime, no matter how busy your schedule. With streaming plans starting at US\$35/month.

<https://brightlightfineart.com>

Subscription based. Fine Art Drawing and Painting Classes, by David Leffel, Sherrie McGraw, Jacqueline Kamin & Stacy Kamin

<http://www.fitzroystretches.com/>

Art supplies, east coast but with free shipping, and if you want to make your own canvases, this is a good place to buy stretchers.

<https://www.oxlades.com.au/>

Art supplies. Perth

<http://www.hukendall.com.au/>

Art Supplies. Perth

<https://www.jacksons.com.au/stores>

Art supplies. Perth

<https://thepottersmarket.com.au/>

Based in Stockdale Rd, O'Connor-Pottery Supplies, Raw materials, clay, tools and equipment, firing services

<https://pottersonline.com.au/index.html>

The Australian Ceramic Art & Pottery resource network

<http://ceramicartsdaily.org>

Subscription based, live stream instruction videos, buy videos

<http://www.claytimes.com>

Ceramic Art Trends, Tools, and Techniques for Potters Worldwide

<http://keaneceramics.com.au>

Keane Ceramics is one of the country's largest clay producers, suppliers and online retailer of our renowned clay range, pottery equipment, raw materials, tools and the Australian official distribution agent for Amaco.

<https://www.ceramicartswa.asn.au/>

Established in 1993, the Ceramic Arts Association of WA (CAAWA) is a not for profit organisation run by members supporting the ceramics community in Western Australia. They aim to connect and promote all aspects of hand made pottery and ceramic sculpture.

<http://www.clayworksaustralia.com/>

Sell clay, brushes, hand tools, raw materials, equipment new and used, colours, glazes, decorating items.

<http://walkerceramics.com.au/>

Manufacturers of Australian clays and glazes by Walker Ceramics, Feeneys Clay and Cesco.

<https://keaneceramics.com.au/>

Keane Ceramics is one of the country's largest clay producers, suppliers and online retailer of our renowned clay range, pottery equipment, raw materials, tools and the Australian official distribution agent for Amaco.

<https://www.youtube.com/index>

Too much here to list, but just enter your area of interest in the search field and you will be inundated with videos to watch, some better than others, but a wealth of information.

<https://perthartglass.com.au>

Perth Art Glass online store

<https://www.etsy.com/au/c/art-and-collectibles?ref=catnav-66>

Etsy -To see what other artists are selling

<https://www.artslaw.com.au/>

Arts Law service - Your legal rights as an artist

<http://pixabay.com>

A source of reference images, free of copyright. Remember to read the fine print re usage rights.

<http://unsplash.com>

A source of reference images, free of copyright. Remember to read the fine print re usage rights.

<https://www.template maker.nl/en/shallowbox/>

THE BOX MAN

8 Karratha St, Welshpool

(08) 9351 8111

www.theboxman.com.au

Stock a range of generic sized "Heavy Duty" Art Boxes suitable for shipping locally and abroad.

They also do a run of custom made picture cartons daily, which if ordered by noon will be available for collection noon the following day.



PERTH ART GLASS

311 Stock Rd O'CONNOR WA 6163

Tel: +61-8-9314 5811

Shop Online: www.perthartglass.com.au

DISTRIBUTORS OF SPECIALTY GLASS & GLAZING PRODUCTS, ARTISTS IN GLASS

Our members receive discount on full sheets of glass and some other supplies from Perth Art Glass (but not hobby squares).

**MASTER PICTURE FRAMERS
GALLERY**

BLAIR BUCKINGHAM
PROPRIETOR

UNIT 1/1397 ALBANY HIGHWAY
CANNINGTON 6107

PH: 9350 5121 FAX: 9350 5101

bmb@masterframers.com.au

Many of our CAG artists use Master Picture Framers, Blair does an great job and is able to advise on suitable framing options for your precious work. Convenient location opposite Carousel Shopping Centre.

Soroptomist Christmas Quiz

Answers

1. 26 = L of the A 26 letters of the alphabet
2. 54 = C in a D with the J 54 cards in a deck with the joker
3. 7 = W of the W 7 wonders of the world
4. 12 = S of the Z 12 signs of the zodiac
5. 18 = H on a G C 18 holes on a golf course
6. 3 = B M (S H T R) 3 blind mice
7. 4 = Q in a G 4 quarts in a gallon
8. 1 = W on a U 1 wheel on a unicycle
9. 57 = H V 57 heinz varieties
10. 64 = S on a C B 64 stations on a citizen band
11. 80 = D to G A the W 80 days to go around the world
12. 101 = D 101 dalmations
13. 32 = D F at which W degrees farenhaeit at which water freezes
14. 90 = D in a R A 90 degrees faranheit
15. 24 = H in a D 24 hours in a day
16. 29 = D in F in a L Y 29 days in february in a leap year
17. 40 = D and N of the G F 40 days and nights of the great flood
18. 360 = D in a C 360 degrees in a circle
19. 12 = S on a 50 CC 12 sides on a fifty cent coin
20. 6 = S on the A, F 6 stars on the aussie flag



A Warm Welcome to our new members

As a member of Canning Arts, you join a group of enthusiastic artists, including potters, painters, glass artists, printmakers, textile artists and more! You will also enjoy discounted classes and workshops and use of the facilities and equipment at the Centre.

Members also have the unique opportunity to enter their artwork in Members' Exhibitions in the Centre Gallery and to display and sell work in various sales that are held throughout the year at community venues.

Club Keyholders

Jill Archibald 0407 995 649 | Chris Taylor 0427 571 513 | Trish Ray 0434 556 453

Wishing members

A Merry Christmas and a Safe Happy New Year

A big thank you to all those who contribute to the newsletter throughout the year.

Chris Goldberg (Newsletter Editor)



Scan with your phone camera to link to our Instagram page.



72 Riley Road, Cnr High Road
RIVERTON WA 6148
Phone: 0484 554 977
Email: office@canningartswa.org.au
Web: www.canningartswa.org.au



This Newsletter
is kindly printed by the
Office of Sam Lim
MP. Federal Member for Tangney